

M **MOLVENO OEM SERVICE**


MOS **GROUP**

Molveno Oem Service Srl

Web: <http://www.molvenoservice.it> - Email: molveno@molvenoservice.it

Via Cicogna, 36 - Z.I. La Cicogna - 40068 San Lazzaro di Savena (BO) Italy

Tel. + 39.051.62.59.110 - 051.62.88.592 - Fax. +39.051.62.58.438



TERMINALI

INDICE



TUBETTI TERMINALI NON ISOLATI

pag. 3



TERMINALI A TUBETTO PREISOLATI

pag. 4-5



CAPICORDA PREISOLATI

pag. 6



CAPICORDA RINFORZATI AD INNESTO

pag. 7-8



CAPICORDA RINFORZATI IN BOBINA

pag. 9



PROTEZIONI ISOLANTI PER CAPICORDA DI POTENZA
CAPPUCCI TERMINALI

pag. 10



CAPICORDA DA TUBO NON ISOLATI

pag. 11



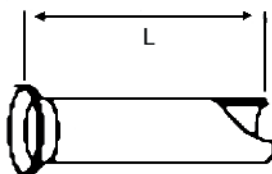
CAPICORDA IN RAME NON ISOLATI

pag. 12

TUBETTI TERMINALI NON ISOLATI

CARATTERISTICHE PRINCIPALI

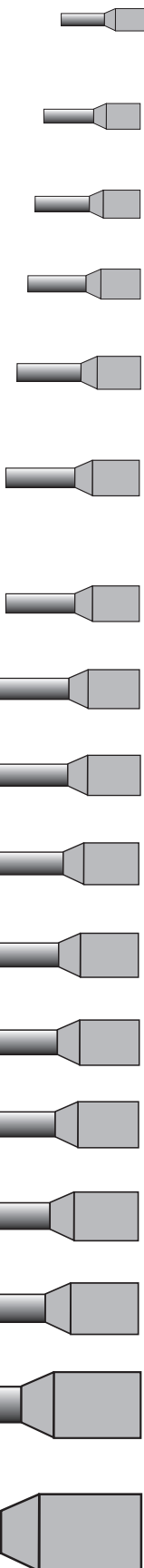
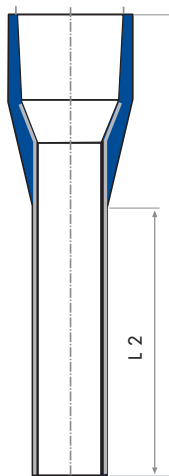
- Materiale: rame stagnato
- Conforme alle norme DIN 46228/1











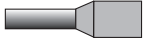



























Sezione	Cod.	Lunghezza	Quantità
0,14	PN0001407	7	1000
0,25	PN0002506	6	1000
	PN0002507	7	1000
0,34	PN0003406	6	1000
	PN0003407	7	1000
0,50	PN0005006	6	1000
	PN0005008	8	1000
	PN0005010	10	1000
0,75	PN0007506	6	1000
	PN0007508	8	1000
	PN0007510	10	1000
	PN0007512	12	1000
	PN0007515	15	1000
1,00	PN0010006	6	1000
	PN0010007	7	1000
	PN0010008	8	1000
	PN0010010	10	1000
	PN0010012	12	1000
1,50	PN0010015	15	1000
	PN0015006	6	1000
	PN0015007	7	1000
	PN0015008	8	1000
	PN0015010	10	1000
	PN0015012	12	1000
	PN0015015	15	1000
2,50	PN0015018	18	1000
	PN0015020	20	1000
	PN0025007	7	1000
	PN0025008	8	1000
	PN0025010	10	1000
	PN0025012	12	1000
	PN0025015	15	1000
4,00	PN0025018	18	1000
	PN0025020	20	1000
	PN0040009	9	1000
	PN0040010	10	1000
	PN0040012	12	1000
4,00	PN0040015	15	1000
	PN0040018	18	1000
	PN0040020	20	1000









Sezione	Cod.	Lunghezza	Quantità
6,00	PN0060010	10	250
	PN0060012	12	250
	PN0060015	15	250
	PN0060018	18	250
	PN0060020	20	250
10,00	PN0100012	12	250
	PN0100015	15	250
	PN0100018	18	250
	PN0100020	20	250
16,00	PN0100025	25	250
	PN0160012	12	250
	PN0160015	15	250
	PN0160018	18	250
	PN0160020	20	250
25,00	PN0160025	25	250
	PN0160032	32	250
	PN0250012	12	250
	PN0250015	15	250
35,00	PN0250018	18	250
	PN0250025	25	250
	PN0250032	32	250
	PN0350012	12	100
	PN0350018	18	100
	PN0350020	20	100
	PN0350022	22	100
50,00	PN0350025	25	100
	PN0350032	32	100
	PN0500018	18	100
	PN0500022	22	100
70,00	PN0500025	25	100
	PN0500032	32	100
95,00	PN0700025	25	100
	PN0950025	25	50
120,00	PN0950030	30	50
	PN0950032	32	50
150,00	PN1200032	32	50
	PN1500032	32	50
185,00	PN1500038	38	50
	PN1850020	20	25
	PN1850040	40	25

















TERMINALI A TUBETTO PREISOLATI



mm ² (AWG)	W	T	DIN	L2 (mm)	PEZZI/CONF.
0.14 (0)	PW10146 grigio		PD110146 marrone	6	500
	PW10148 grigio		PD10148 marrone	8	500
0.25 (24)	PW10256 celeste	PT10256 giallo	PD10256 viola	6	500
	PW10258 celeste	PT10258 giallo	PD10258 viola	8	500
0.34 (22)	PW10346 turchese	PT10346 verde	PD10346 rosa	6	500
	PW10348 turchese	PT10348 verde	PD10348 rosa	8	500
0.5 (22)	PW10506 arancio	PT10506 bianco	PD10506 bianco	6	500
	PW10508 arancio	PT10508 bianco	PD10508 bianco	8	500
	PW10510 arancio	PT10510 bianco	PD10510 bianco	10	500
0.75 (20)	PW10756 bianco	PT10756 celeste	PD10756 grigio	6	500
	PW10758 bianco	PT10758 celeste	PD10758 grigio	8	500
	PW10751 bianco	PT10751 celeste	PD107510 grigio	10	500
	PW107512 bianco	PT107512 celeste	PD107512 grigio	12	500
1 (18)	PW11006 giallo	PT11006 rosso	PD11006 rosso	6	500
	PW11008 giallo	PT11008 rosso	PD11008 rosso	8	500
	PW11010 giallo	PT11010 rosso	PD11010 rosso	10	500
	PW110121 giallo	PT110121 rosso	PD110121 rosso	12	500
1.5 (16)	PW11506 rosso	PT11506 nero	PD11506 nero	6	500
	PW11508 rosso	PT11508 nero	PD11508 nero	8	500
	PW11510 rosso	PT11510 nero	PD11510 nero	10	500
	PW11512 rosso	PT11512 nero	PD11512 nero	12	500
	PW11518 rosso	PT11512 nero	PD11518 nero	18	500
2.5 (14)	PW12508 blu	PT12508 blu	PD12508 blu	8	500
	PW12510 blu	PT12510 blu	PD12510 blu	10	500
	PW12512 blu	PT12512 blu	PD12512 blu	12	500
	PW12518 blu	PT12518 blu	PD12518 blu	18	500
4 (12)	PW14009 grigio	PT14009 arancio	PD14009 grigio	10	500
	PW14012 grigio	PT14012 arancio	PD14012 grigio	12	500
	PW14018 grigio	PT14018 arancio	PD14018 grigio	18	100
6 (10)	PW16012 nero	PT16012 verde	PD16012 giallo	12	100
	PW16018 nero	PT16018 verde	PD16018 giallo	18	100
10 (8)	PW11012 avorio	PT11012 marrone	PD11012 rosso	12	100
	PW11018 avorio	PT11018 marrone	PD11018 rosso	18	100
16 (6)	PW11612 verde	PT11612 avorio	PD11612 blu	12	100
	PW11618 verde	PT11618 avorio	PD11618 blu	18	100
25 (4)	PW12516 marrone	PT12516 nero	PD12516 giallo	16	50
	PW12518 marrone	PT12518 nero	PD12518 giallo	18	50
	PW12522 marrone	PT12522 nero	PD12522 giallo	22	50
35 (2)	PW13516 beige		PD13516 rosso	16	50
	PW13518 beige		PD13518 rosso	18	50
	PW13525 beige		PD13525 rosso	25	50
50 (1)	PW15020 oliva		PD15020 blu	20	50
	PW15025 oliva		PD15025 blu	25	50
70			PD17021 giallo	21	25
95			PD19525 rosso	25	25
120			PD12027 blu	27	25
150			PD15032 giallo	32	25

DOPPI	mm ² (AWG)	W	T	DIN	L2 (mm)	PEZZI/CONF.
	0.5 (22)	 PX10508 arancio	 PY10508 bianco	 PZ10508 bianco	8	500 500
	0.75 (20)	 PX10758 bianco PX10751 bianco	 PY10758 celeste PY10751 celeste	 PZ10758 grigio PZ10751 grigio	8 12	500 500
	1 (18)	 PX11008 giallo PX11010 giallo PX11012 giallo	 PY11008 rosso PY11010 rosso PY11012 rosso	 PZ11008 rosso PZ11010 rosso PZ11012 rosso	8 10 12	500 500 500
	1.5 (16)	 PX11508 rosso PX11512 rosso PX11518 rosso	 PY11508 nero PY11512 nero PY11518 nero	 PZ11508 nero PZ11512 nero PY11518 nero	8 12 18	500 500 500
	2.5 (14)	 PX12509 blu PX12512 blu	 PY12509 grigio PY12512 grigio	 PZ12509 blu PZ12512 blu	10 13	250 250
	4 (12)	 PX14012 grigio	 PY14012 arancio	 PZ14012 grigio	12	100
	6 (10)	 PX16014 nero	 PY16014 verde	 PZ16014 giallo	14	100
	10 (8)	 PX11014 avorio	 PY11014 marrone	 PZ11014 rosso	14	100
	16 (6)	 PX11614 verde	 PY11614 bianco	 PZ11614 blu	14	50

A CARICATORE	mm ² (AWG)	W	T	DIN	L2 (mm)	PEZZI/CONF.
	0.5 (22)	 PSW0508 arancio	 PST0508 bianco	 PSD0508 bianco	8	500
	0.75 (20)	 PSW0758 bianco	 PST0758 azzurro	 PSD0758 grigio	8	500
	1 (18)	 PSW1008 giallo	 PST1008 rosso	 PSD1008 rosso	8	500
	1.5 (16)	 PSW1508 rosso	 PST1508 nero	 PSD1508 nero	8	500
	2.5 (14)	 PSW2508 blu	 PST2508 grigio	 PSD2508 blu	8	500

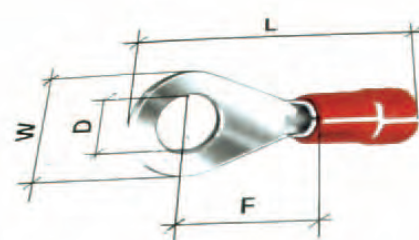
A NASTRO	mm ² (AWG)	W	T	DIN	L2 (mm)	PEZZI/CONF.
	0.5 (22)	 PNW0508 arancio	 PNT0508 bianco	 PND0508 bianco	8	10.000
	0.75 (20)	 PNW0758 bianco	 PNT0758 azzurro	 PND0758 grigio	8	10.000
	1 (18)	 PNW1008 giallo	 PNT1008 rosso	 PND1008 rosso	8	7.500
	1.5 (16)	 PNW1508 rosso	 PNT1508 nero	 PND1508 nero	8	7.500
	2.5 (14)	 PNW2508 blu	 PNT2508 grigio	 PND2508 blu	8	5.000

CAPICORDA PREISOLATI NORMALI E RINFORZATI



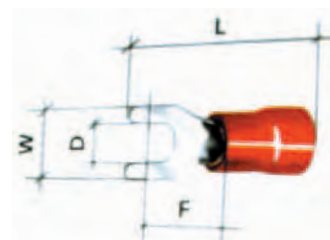
OCCHIELLI

Cod. normali	Cod. rinforzati	Sezione mm ²	dimensioni in mm			
			D	W	L	F
COR 3	COR 3R	0,25÷1,65 (22-16 AWG)	3.2	5.7	17.3	5
COR 3.5	COR 3.5R		3.7	5.7	17.3	5
COR 4	COR 4R		4.3	6.6	19.6	6.3
COR 5	COR 5R		5.3	8	21	7
COR 6	COR 6R		6.4	11.6	27	11.1
COR 8	COR 8R		8.4	11.6	27	11.1
COR 10	COR 10R	10.5	13.6	31	13.9	
COB 3	COB 3R	1,04÷2,64 (16÷14 AWG)	3.2	6.6	17.3	4.3
COB 3.5	COB 3.5R		3.7	6.6	17.3	4.3
COB 4	COB 4R		4.3	6.6	19.6	6.3
COB 5	COB 5R		5.3	8.5	22	7.7
COB 6	COB 6R		6.4	12	27	11
COB 8	COB 8R		8.4	12	27	11
COB 10	COB 10R	10.5	13.6	29.7	15.9	
COG 4	COG 4R	2,64÷6,64 (12-10 AWG)	4.3	7.2	20.9	5.9
COG 5	COG 5R		5.3	9.5	25	8.3
COG 6	COG 6R		6.4	12	31	13
COG 8	COG 8R		8.4	15	33.2	13.7
COG 10	COG 10R		10.5	15	33.2	13.7
COG 12	COG 12R		13	19.2	37.6	16



FORCELLE

Cod. normali	Cod. rinforzati	Sezione mm ²	dimensioni in mm			
			D	W	L	F
CFR 3	CFR 3R	0,25÷1,65 (22-16 AWG)	3.2	5.7	21.2	6.5
CFR 3.5	CFR 3.5R		3.7	5.7	21.2	6.5
CFR 4	CFR 4R		4.3	6.4	21.2	6.5
CFR 5	CFR 5R		5.3	8.1	21.2	6.5
CFR 6	CFR 6R		6.4	9.5	21.2	6.5
CFB 3	CFB 3R		1,04÷2,64 (16÷14 AWG)	3.2	5.7	21.2
CFB 3.5	CFB 3.5R	3.7		5.7	21.2	6.5
CFB 4	CFB 4R	4.3		6.4	21.2	6.5
CFB 5	CFB 5R	5.3		8.1	21.2	6.5
CFB 6	CFB 6R	6.4		9.5	21.2	6.5
CFG 3.5	CFG 3.5R	2,64÷6,64 (12-10 AWG)		3.7	8.3	25.2
CFG 4	CFG 4R		4.3	8.3	25.2	7.5
CFG 5	CFG 5R		5.3	9	23.9	7.5
CFG 6	CFG 6R		6.4	12	31.2	12
CFG 8	CFG 8R		8.0	14	33	14

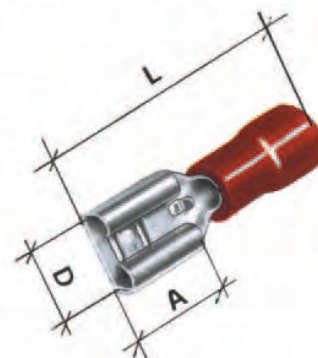


CAPICORDA RINFORZATI AD INNESTO PREISOLATI



FASTON FEMMINA

Cod.	Sezione mm ²	innesto D	dimensioni in mm		colore isolante
			L	A	
CFFR 2805	0,25÷1,65	2,8x0,5	19,5	6,3	●
CFFR 2808		2,8x0,8	19,5	6,3	●
CFFR 4805		4,8x0,5	19,5	6,3	●
CFFR 4808		4,8x0,8	19,5	6,3	●
CFFR 6308		6,3x08	20	7,9	●
CFFB 2805	1,04÷2,64	2,8x0,5	19,5	6,3	●
CFFB 2808		2,8x0,8	19,5	6,3	●
CFFB 4805		4,8x0,5	19,5	6,3	●
CFFB 4808		4,8x0,8	19,5	6,3	●
CFFB 6308		6,3x08	20	7,9	●
CFFG 6308	2,64÷6,64	6,3x08	20	7,9	●



FASTON FEMMINA COMPLETAMENTE ISOLATO

CFFR 2805CP	0,25÷1,65	2,8x0,5	23	-	●
CFFR 2808CP		2,8x0,8	23	-	●
CFFR 4805CP		4,8x0,5	23	-	●
CFFR 4808CP		4,8x0,8	23	-	●
CFFR 6308CP		6,3x08	23	-	●
CFFB 2805CP	1,04÷2,64	2,8x0,5	23	-	●
CFFB 2808CP		2,8x0,8	23	-	●
CFFB 4805CP		4,8x0,5	23	-	●
CFFB 4808CP		4,8x0,8	23	-	●
CFFB 6308CP		6,3x08	23	-	●
CFFG 6308CP	2,64÷6,64	6,3x08	23	-	●



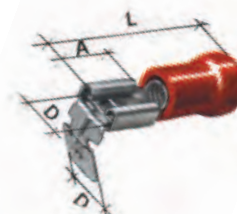
FASTON MASCHIO

CFMR 2805	0,25÷1,65	2,8x0,5	19,5	-	●
CFMR 2808		2,8x0,85	19,5	-	●
CFMR 4805		4,8x0,5	19,5	-	●
CFMR 4808		4,8x0,8	19,5	-	●
CFMR 6308		6,3x08	19,5	-	●
CFMB 2805	1,04÷2,64	2,8x0,5	19,5	-	●
CFMB 2808		2,8x0,8	19,5	-	●
CFMB 4805		4,8x0,5	19,5	-	●
CFMB 4808		4,8x0,8	19,5	-	●
CFMB 6308		6,3x08	19,5	7	●
CFMG 6308	2,64÷6,64	6,3x08	19,5	7	●



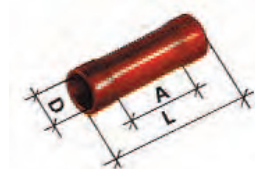
FASTON MASCHIO+FEMMINA

CPBR 6308	0,25÷1,65	6,3x0,8	22	8	●
CPBB 6308	1,04÷2,64	6,3x08	22	8	●
CPBG 6308	2,64÷6,64	6,3x08	22	8	●



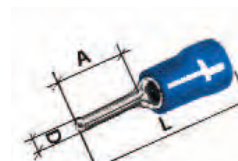
CONNETTORI DI TESTA

CCTR 1,5	0,25÷1,65	1.7	26	15	●
CCTB 2,5	1,04÷2,64	2.3	26	15	●
CCTG 6	2,64÷6,64	3.4	26	15	●




PUNTALI TONDI

CPR 1,5	0,25÷1,65	1.9	20.2	10.5	●
CPB 2,5	1,04÷2,64	1.9	20.2	10.5	●
CPG 6	2,64÷6,64	2.8	24.6	12.8	●



INNESTO TONDO FEMMINA

CFTR 4	0,25÷1,65	4	16.5	-	●
CFTB 4	1,04÷2,64	4	16.5	-	●
CFTB 5	1,04÷2,64	5	16.5	-	●
CFTG 5	2,64÷6,64	5	16.5	-	●





INNESTO TONDO MASCHIO

CMTR 4	0,25÷1,65	4	21	9	●
CMTB 4	0,25÷1,65	4	21	9	●
CMTB 5	1,04÷2,64	5	21	9	●
CMTG 5	2,64÷6,64	5	21	9	●



CONNETTORI RAPIDI AUTO-DENUDANTI

COD PP	COD NYLON		Imballo	Colore
KW-1	KW-1N	18AWG-14AWG	100	●
KW-2	KW-2N	18AWG-14AWG	100	●
KW-3	KW-3N	22AWG-18AWG	100	●
KW-4	KW-41N	18AWG-14AWG	100	●
KW-5	KW-5N	12AWG-10AWG	100	●
KW-6	KW-6N	22AWG-20AWG	100	●
KW-6L	KW-6LN	18AWG-14AWG	100	●
KW-10	KW-10N	22AWG-18AWG	100	●
KW-11	KW-11N	16AWG-14AWG	100	●
KW-12	KW-12N	12AWG-10AWG	100	●



CAPICORDA PREISOLATI IN BOBINA

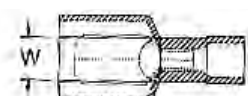
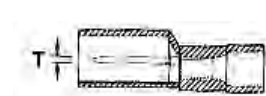


Rossi	Q.tà	Blu	Q.tà	Gialli	Q.tà
COR3B	2000	COB3B	1750		
COR3,5B	2000	COB3,5B	1750		
COR4B	2000	COB4B	1750	COG4B	1250
COR5B	2000	COB5B	1750	COG5B	1250
COR6B	2000	COB6B	1750	COG6B	1250
COR8B	2000	COB8B	1750	COG8B	1250
COR10B	2000	COB10B	1750	COG10B	1250
				COG12B	1250
CFR3,5B	2000	CFB3,5B	1750	CFG3,5B	1250
CFR4B	2000	CFB4B	1750	CFG4B	1250
CFR5B	2000	CFB5B	1750	CFG5B	1250
CFR6B	2000	CFB6B	1750	CFG6B	1250
				CFG10B	1250
CPR1,5B	2000	CPB2,5B	1750	CPG6B	1250
CCFR4805CPB	2000	CCFB4805CPB	1750		
CCFR4808CPB	2000	CCFB4808CPB	1750		
CCFR6308CPB	2000	CCFB6308CPB	1750	CCFG6308CPB	1250
CCFR6308B	2000	CCFB6308B	1750	CCFG6308B	1250
CFMR6308B	2000	CFMB6308B	1750	CFMG6308B	1250

COPRIFASTON FEMMINA IN NYLON



Cod.	WxT mm	AWG	DIN mm ²
PN1.25-7B	6.35x0.8	22-16	0.5-1.0
PN2-7B	6.35x0.8	16-14	1.5-2.5
PN5.5-7B	6.35x0.8	12-10	4-6



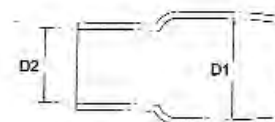
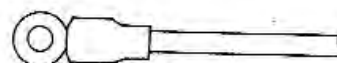
PROTEZIONI ISOLANTI PER CAPOCORDA DI POTENZA

CODICE	Ø ISOLANTE D1	Ø PARACAPO D2	CAPOCORDA	IMBALLO
V-1.25..	3.3	3.1		100
V-2..	4.5	3.7		100
V-3.5..	5.7	4.0	CPN-4	100
V-5.5..	5.7	5.2	CPN-6	100
V-8..	7.2	6.2	CPN-10	100
V-14..	10.0	8.0	CPN-16-25	100
V-22..	12.0	9.5	CPN-35	100
V-38..	14.0	11.8	CPN-50	100
V-60..	16.8	13.5	CPN-70	100
V-80..	19.0	16.0	CPN-95	100
V-100..	22.0	18.0	CPN-120	100
V-125..	24.0	20.0	CPN-150	50
V-150..	24.4	22.0	CPN-185-240	50
V-200..	32.0	24.0		50
V-250..	38.0	25.0		25
V-325..	38.0	28.5		25
V-400..	44.0	37.0		25
V-500..	50.0	40.5		25
V-630..	52.0	45.0		25

COLORE: BK nero / RD rosso / JW giallo / WH bianco



- Materiale: Soft PVC
- Temperatura di servizio: 80°C

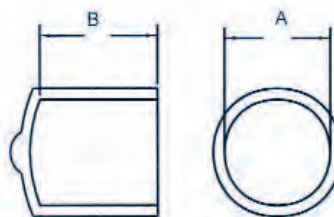


CAPPUCCI TERMINALI

CODICE	Ø A	B	COLORE	IMBALLO
EP-0308	3.0	8.0	• (•••••)	100
EP-0312	3.2	12.0	• (•••••)	100
EP-0408	4.0	8.0	• (•••••)	100
EP-0412	4.8	12.0	• (•••••)	100
EP-0418	4.8	18.0	• (•••••)	100
EP-0510	5.7	10.0	• (•••••)	100
EP-0513	5.7	13.5	• (•••••)	100
EP-0612	6.3	12.0	• (•••••)	100
EP-0809	8.0	9.5	• (•••••)	100
EP-0824	8.0	24	• (•••••)	100
EP-0912	9.4	12.0	• (•••••)	100
EP-1113	11.4	13.0	• (•••••)	100
EP-1216	12.0	16.0	• (•••••)	100
EP-1420	14.0	20.0	• (•••••)	100
EP-1435	14.0	35.0	• (•••••)	100
EP-1713	17.8	13.0	• (•••••)	100

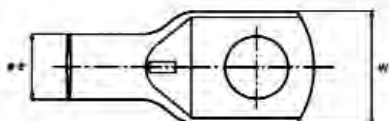
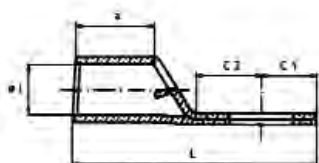


- Materiale: Soft PVC
- Temperatura di servizio: 80°C



CAPICORDA DA TUBO non isolati

- Conforme norme CEI1238-1
- in rame elettrolitico stagnato
- entrata conica facilitata



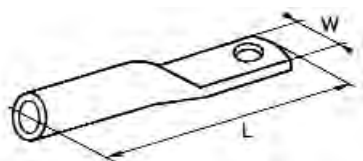
SEZ. CAVO		CODICI	Ø FORO	DIMENSIONI					
Rigido	Flessibile			W	Øi	Øe	C1	C2	L
4-6		CPN 6-3	3	9,4	3,3	5	6,5	7	26
		CPN 6-3,5	3,5	9,4	3,3	5	6,5	7	26
		CPN 6-4	4	9,4	3,3	5	6,5	7	26
		CPN 6-5	5	9,4	3,3	5	6,5	7	26
		CPN 6-6	6	11,0	3,3	5	6,5	7	26
		CPN 6-8	8	11,0	3,3	5	6,5	7	26
10		CPN 6-10	10,0	16,0	3,3	5	10,0	11	33,5
		CPN 10-4	4,0	11,0	4,6	6,8	4,0	4,3	23,5
		CPN 10-5	5,0	11,0	4,6	6,8	5,0	5,3	25,5
		CPN 10-6	6,0	11,0	4,6	6,8	6,0	6,3	27,5
		CPN 10-8	8,0	15,0	4,6	6,8	8,0	8,3	31,5
		CPN 10-10	10,0	15,0	4,6	6,8	10,0	10,3	35,5
16		CPN 10-12	12,0	17,0	4,6	6,8	11,5	12,8	39,5
		CPN 16-4	4,0	12,0	5,8	8,0	4,0	4,3	25,5
		CPN 16-5	5,0	12,0	5,8	8,0	5,0	5,3	27,5
		CPN 16-6	6,0	12,0	5,8	8,0	6,0	6,3	29,5
		CPN 16-8	8,0	16,0	5,8	8,0	8,0	8,3	33,5
		CPN 16-10	10,0	16,0	5,8	8,0	10,0	10,3	37,5
25		CPN 16-12	12,0	17,0	5,8	8,0	9,2	13,0	41,0
		CPN 25-4	4,0	14,0	7,0	9,5	4,0	4,3	27,0
		CPN 25-5	5,0	14,0	7,0	9,5	5,0	5,3	29,0
		CPN 25-6	6,0	14,0	7,0	9,5	6,0	6,3	31,0
		CPN 25-8	8,0	18,0	7,0	9,5	8,0	8,3	35,0
		CPN 25-10	10,0	18,0	7,0	9,5	10,0	10,3	39,0
35	25	CPN 25-12	12,0	18,0	7,0	9,5	11,5	12,8	43,0
		CPN 25-14	14,0	23,0	7,0	9,5	17,0	18,3	54,0
		CPN 35-5	5,0	17,0	8,9	11,8	5,0	5,3	33,0
		CPN 35-6	6,0	17,0	8,9	11,8	6,0	6,3	35,0
		CPN 35-8	8,0	17,0	8,9	11,8	8,0	8,3	39,0
		CPN 35-10	10,0	19,0	8,9	11,8	10,0	10,3	43,0
50	35	CPN 35-12	12,0	19,0	8,9	11,8	11,5	12,8	47,0
		CPN 50-6	6,0	19,0	10,0	13,0	6,0	6,3	39,0
		CPN 50-8	8,0	19,0	10,0	13,0	8,0	8,3	43,0
		CPN 50-10	10,0	19,0	10,0	13,0	10,0	10,3	47,0
		CPN 50-12	12,0	22,0	10,0	13,0	11,5	12,8	51,0
		CPN 50-14	14,0	22,0	10,0	13,0	14,0	14,3	55,0
70	50	CPN 50-16	16,0	25,0	10,0	13,0	15,0	16,3	58,0
		CPN 70-6	6,0	22,0	11,3	14,6	6,0	6,3	46,0
		CPN 70-8	8,0	22,0	11,3	14,6	8,0	8,3	46,0
		CPN 70-10	10,0	22,0	11,3	14,6	10,0	10,3	50,0
		CPN 70-12	12,0	22,0	11,3	14,6	11,5	12,8	54,0
		CPN 70-14	14,0	26,0	11,3	14,6	14,0	14,3	58,0
95	70	CPN 70-16	16,0	26,0	11,3	14,6	15,0	16,3	61,0
		CPN 95-6	6,0	26,0	13,5	17,5	8,0	8,3	50,0
		CPN 95-8	8,0	26,0	13,5	17,5	8,0	8,3	50,0
		CPN 95-10	10,0	26,0	13,5	17,5	10,0	10,3	54,0
		CPN 95-12	12,0	26,0	13,5	17,5	11,5	12,8	58,0
		CPN 95-14	14,0	26,0	13,5	17,5	14,0	14,3	62,0
120	95	CPN 95-16	16,0	30,0	13,5	17,5	15,0	16,3	65,0
		CPN 95-20	20,0	30,0	13,5	17,5	20,0	20,3	74,0
		CPN 120-8	8,0	30,0	15,2	19,7	10,0	10,3	57,0
		CPN 120-10	10,0	30,0	15,2	19,7	10,0	10,3	57,0
		CPN 120-12	12,0	30,0	15,2	19,7	11,5	12,8	61,0
		CPN 120-14	14,0	30,0	15,2	19,7	14,0	14,3	65,0
150	120	CPN 120-16	16,0	30,0	15,2	19,7	15,0	16,3	68,0
		CPN 120-20	20,0	32,0	15,2	19,7	20,0	20,3	77,0
		CPN 150-8	8,0	32,0	16,7	21,5	13,0	14,3	68,0
		CPN 150-10	10,0	32,0	16,7	21,5	13,0	14,3	68,0
		CPN 150-12	12,0	32,0	16,7	21,5	14,0	15,3	70,0
		CPN 150-14	14,0	32,0	16,7	21,5	16,0	17,3	74,0
150	120	CPN 150-16	16,0	32,0	16,7	21,5	17,0	18,3	76,0
		CPN 150-20	20,0	32,0	16,7	21,5	20,0	21,3	82,0

CAPICORDA

SEZ. CAVO	CODICI	Ø FORO	DIMENSIONI					
			W	Øi	Øe	C1	C2	L
185 150	CPN 185-8	8,0	36,0	19,0	24,5	13,0	14,3	76,0
	CPN 185-10	10,0	36,0	19,0	24,5	13,0	14,3	76,0
	CPN 185-12	12,0	36,0	19,0	24,5	14,0	15,3	78,0
	CPN 185-14	14,0	36,0	19,0	24,5	16,0	17,3	82,0
	CPN 185-16	16,0	36,0	19,0	24,5	17,0	18,3	84,0
	CPN 185-20	20,0	36,0	19,0	24,5	20,0	21,3	90,0
240 185	CPN 240-8	8,0	40,0	21,0	27,3	13,0	14,3	83,0
	CPN 240-10	10,0	40,0	21,0	27,3	13,0	14,3	83,0
	CPN 240-12	12,0	40,0	21,0	27,3	14,0	15,3	85,0
	CPN 240-14	14,0	40,0	21,0	27,3	16,0	17,3	89,0
	CPN 240-16	16,0	40,0	21,0	27,3	17,0	18,3	91,0
	CPN 240-20	20,0	40,0	21,0	27,3	20,0	21,3	97,0
300 240	CPN 300-12	12,0	44,0	23,7	30,7	14,0	20,0	99,0
	CPN 300-14	14,0	44,0	23,7	30,7	18,0	20,0	103,0
	CPN 300-16	16,0	44,0	23,7	30,7	19,0	21,0	105,0
	CPN 300-20	20,0	44,0	23,7	30,7	22,0	24,0	111,0
400 300	CPN 400-12	12,0	51,0	27,0	35,0	18,0	20,0	110,0
	CPN 400-14	14,0	51,0	27,0	35,0	18,0	20,0	110,0
	CPN 400-16	16,0	51,0	27,0	35,0	19,0	21,0	112,0
	CPN 400-20	20,0	51,0	27,0	35,0	22,0	24,0	118,0

CAPICORDA TUBOLARI - COLLETO LUNGO

SEZIONE CAVO	CODICI	Ø		Lunghezza	Foro
		interno	esterno		
25	CAMT25-12	7,0	10,0	78	M12
35	CAMT35-12	8,2	13,0	79	M12
50	CAMT50-12	8,7	13,0	79	M12
70	CAMT70-12	11,5	18,0	81	M12
95	CAMT95-12	12	20,0	91	M12
120	CAMT120-12	13,5	20,0	97	M12
150	CAMT150-12	15,0	23,0	97	M12
185	CAMT185-14	17,0	23,0	101	M14
240	CAMT240-14	19,0	30,0	107	M14
300	CAMT300-14	21,5	30,0	114	M14
400	CAMT400-16	27,5	31,5	145	M16
500	CAMT500-16	31,0	42,0	154	M16
500	CAMT500-20	31,0	42,0	154	M20
630	CAMT630-16	34,5	44,0	165	M16
630	CAMT630-20	34,5	44,0	165	M20



CAPICORDA TUBOLARI IN RAME PREISOLATI

SEZIONE CAVO	CODICI	ISOLANTE Ø max	Ø FORO mm	DIMENSIONI					
				W	L	Øi	Øe	C1	C2
10	CCP 10-4	7,5	4	11	40	7,3	8	6	7
	CCP 10-5	7,5	5	11	40	4,3	8	6	7
	CCP 10-6	7,5	6	11	40	4,3	8	6	7
	CCP 10-8	7,5	8	14	44	4,3	8	8	11
	CCP 10-10	7,5	10	14	44	4,3	8	8	11
16	CCP 16-5	7,5	5	12	45	5,6	8	6	7
	CCP 16-6	7,5	6	12	45	5,6	8	6	7
	CCP 16-8	7,5	8	15	49	5,6	8	8	10
	CCP 16-10	7,5	10	15	49	5,6	8	8	10
25	CCP 25-6	9	6	15	50	7	9,5	7	9
	CCP 25-8	9	8	15	50	7	9,5	7	9
	CCP 25-10	9	10	15	54	7	9,5	9	11
35 25	CCP 35-6	11	6	16	60	8,2	11,5	9	11
	CCP 35-8	11	8	16	60	8,2	11,5	9	11
	CCP 35-10	11	10	16	60	8,2	11,5	9	11
50 35	CCP 50-6	12,5	6	19	61	9,6	13	7	9
	CCP 50-8	12,5	8	19	61	9,6	13	7	9
	CCP 50-10	12,5	10	19	69	9,6	13	10,2	14
	CCP 50-12	12,5	12	19	69	9,6	13	10,2	14
70 50	CCP 70-8	14,5	8	21,5	75	11,5	15	10	14
	CCP 70-10	14,5	10	21,5	75	11,5	15	10	14
	CCP 70-12	14,5	12	21,5	75	11,5	15	10	14

